
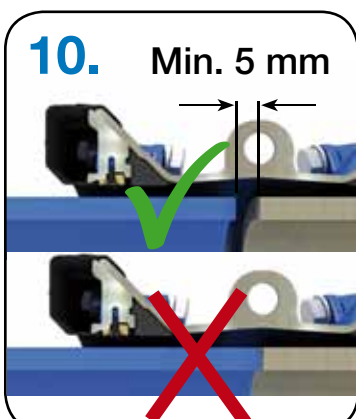
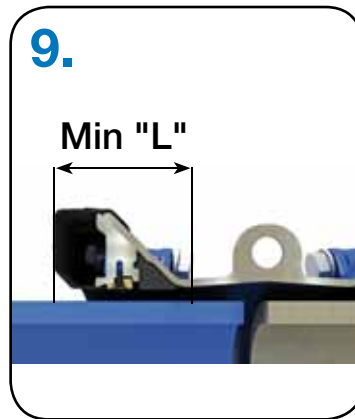





AVK Supa Maxi™ Series 631/632/633/634/635

Mounting instruction



AVK Supa Maxi™ 631/632/633/634/635

Part No.: XXXXXXXXXX



AVK International A/S

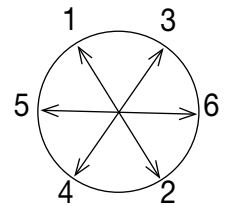
Bizonvej 1, Skovby · 8464 Galten

Tel.: +45 87 54 21 00

www.avkvalves.com

AVK Supa Maxi™ series 631/632/633/634/635

Min. bolt torques (Nm) and min. insertion depth ("L")



DN	Tolerance mm	Bolts no. x size x length	Nm		Nm AC pipes*) Max. PN 10	"L" min. mm
			Iron/steel pipes PN 10 / PN 16	PE/PVC pipes PN 10 / PN 16		
50	46-71	3 x M16 x 70 mm	60	60	50	89
65	69-91	3 x M16 x 70 mm	60	60	50	89
80	82-106	3 x M16 x 70 mm	80	80	60	88
100	104-133	4 x M16 x 75 mm	80	80	60	96
125	132-161	4 x M16 x 75 mm	100	100	80	88
150	159-188	4 x M20 x 95 mm	100	100	80	102
200	193-227	6 x M20 x 95 mm	120	120	90	116
225	224-257	6 x M24 x 95 mm	120	120	90	117
250	266-301	6 x M24 x 105 mm	140	140	110	117
300	314-356	8 x M24 x 105 mm	140	140	110	120

*) AVK provides no warranty when used on AC pipes since the AC pipe quality varies. We recommend to torque the bolts only until tightness has been achieved, checked in open trench.